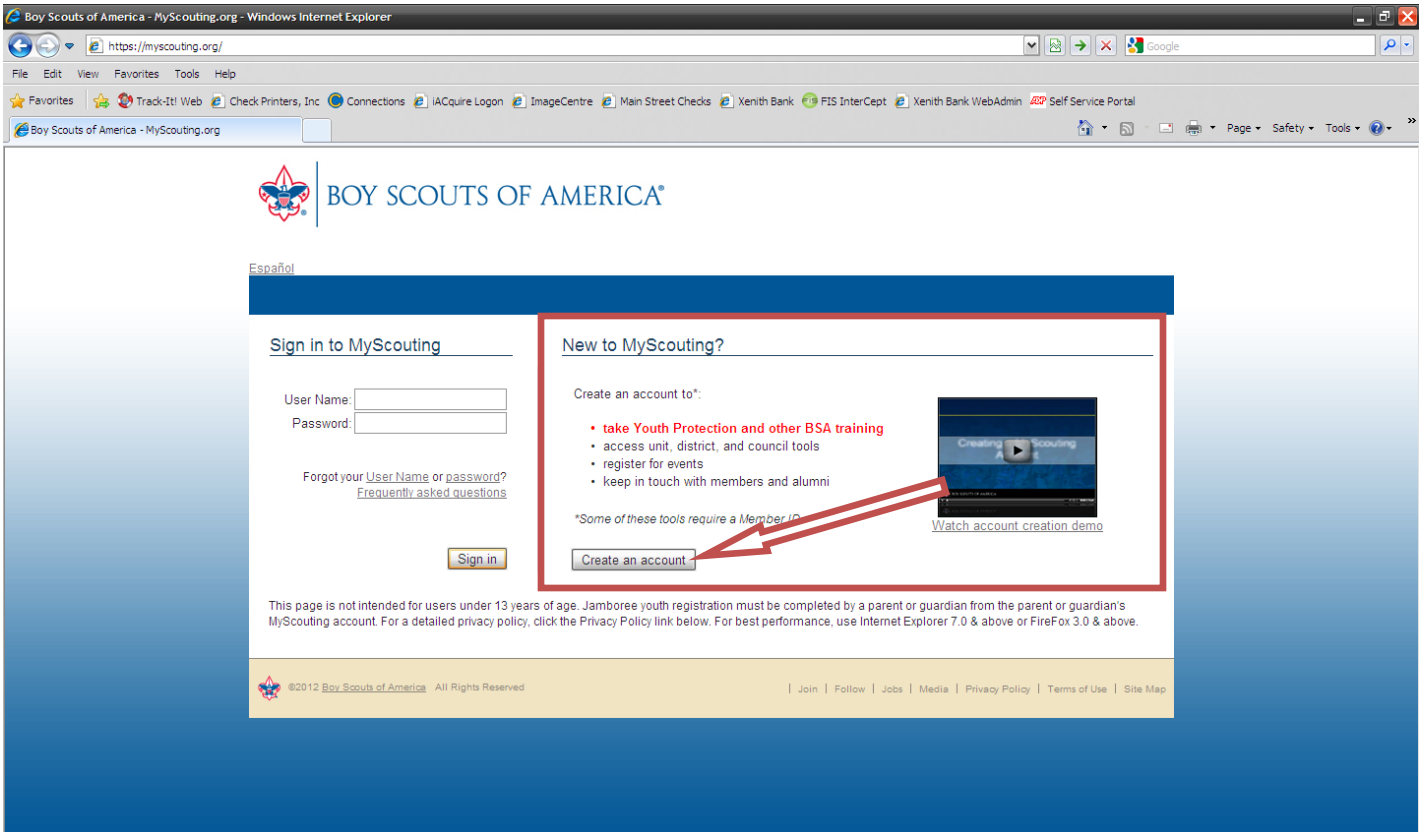


Procedure for Enrolling into MyScouting.org

In your internet browser, go to <https://myscouting.org>

If you already have a User Name and Password, log in with your credentials. If not, select *Create an Account*.



On the next page, you will be prompted to create a Username. You will have to select *Check User Name Availability* prior to proceeding with the next step. Once completed, select *Next*.



Procedure for Enrolling into MyScouting.org

If you know your BSA ID#, select “I know my member ID”. Chances are that if you are a new adult volunteer to Scouting, you will not know your BSA ID#. If you do not have or know your BSA ID#, select the button that reads “I am new and don’t know my member ID, or I am not a member”. After selecting one of these options, select *Next*.

Español

BOY SCOUTS OF AMERICA®

Registration

Membership Status

You can create a MyScouting account without a Member ID or local council information. If you submitted a membership application, soon you will receive a BSA membership card with your Member ID. When you receive your membership card, log on to MyScouting and from the My Profile page, enter your Member ID.

I know my member ID

I am new and don't know my member ID, or I am not a member

Next

©2012 Boy Scouts of America All Rights Reserved | [Join](#) | [Follow](#) | [Jobs](#) | [Media](#) | [Privacy Policy](#) | [Terms of Use](#) | [Site Map](#)

Procedure for Enrolling into MyScouting.org

On the next page you will be required to enter your personal and contact information. Complete all of the required fields that are marked with an *, agree to the Terms & Conditions, and enter the verification code. After completing these steps, select *Create User*. Once doing so, your BSA MyScouting account will be created and you will be sent an e-mail message with your log-in information. You will set your password for MyScouting at this time.



Español

Registration

Enter Your Profile Information

Fields with a red asterisk(*) are required.

Country: *

User Name:

Full Name: * *

E-mail: *

Address: *

City /State: * *

Postal Code: *

Phone:

E-mail Opt-In: [What's this?](#)

Alumni? [What's this?](#)

Terms & Conditions: [Terms of Use](#)

Welcome to the Terms of Use Agreement ("Agreement") between you ("You") and the Boy Scouts of America ("BSA") for your participation in and use of the Social Networking Program ("Program") and the Program Website ("Site").

YOU MUST READ THESE TERMS OF USE CAREFULLY. PLEASE NOTE THAT FROM TIME TO TIME AND IN ITS SOLE DISCRETION, THE BSA MAY AMEND THE TERMS OF USE, WITH OR WITHOUT PRIOR NOTICE. If the Terms of Use change, the BSA will post the revised Terms of Use on this Site. The most current version of the Terms of Use posted on this Site will contain the governing terms of use for the Program and Site. Your continued use of this Site following any changes made to the Terms of Use as posted means that You accept the changes and agree to be legally bound by them. During this Program, the features at this Site may undergo changes, and new features and functionality may be added without prior notice to You.

Eligibility

I accept these Terms & Conditions *

Verification Image:

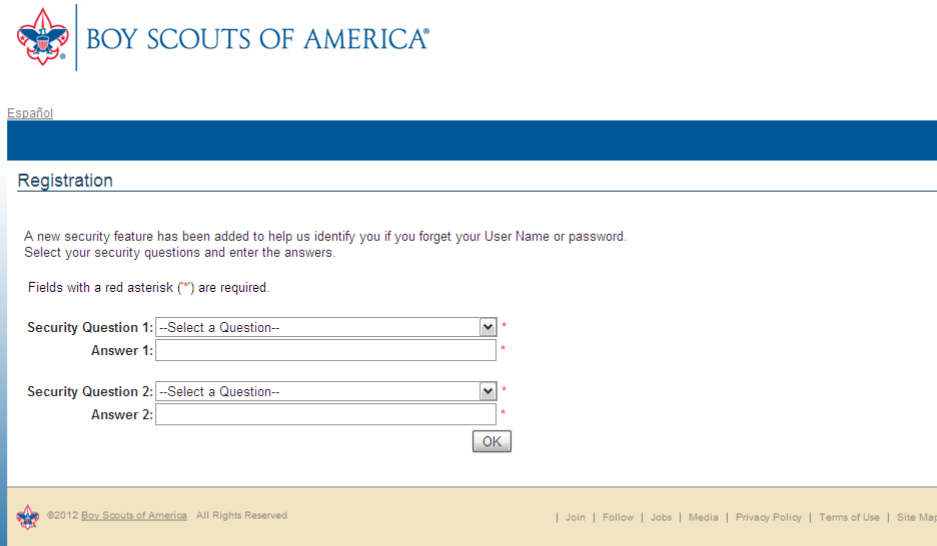
[Get new code](#)

Verify:

Clicking the 'Create User' button below will create a MyScouting account with the selected information. Please check your e-mail for a message with a link to login and set your password.

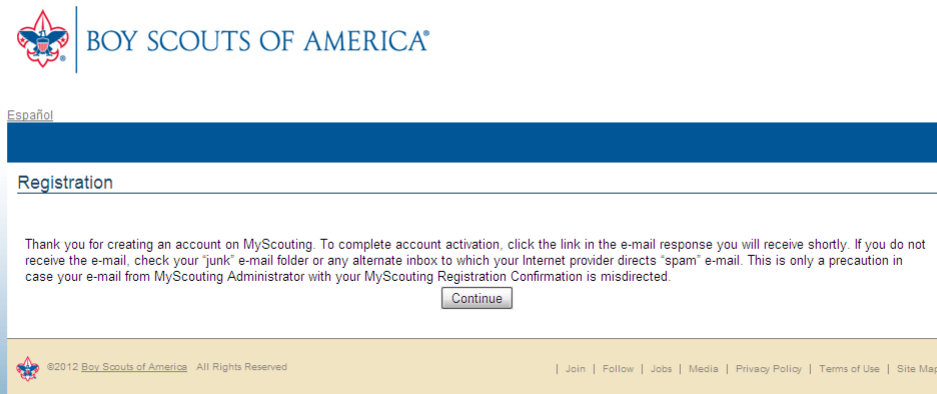
Procedure for Enrolling into MyScouting.org

After creating your User Information, you will be required to answer two security questions. Once completed, select *Ok*.



The screenshot shows the Boy Scouts of America registration page. At the top left is the BSA logo and the text "BOY SCOUTS OF AMERICA". Below the logo is a link for "Español". The main heading is "Registration". A message states: "A new security feature has been added to help us identify you if you forget your User Name or password. Select your security questions and enter the answers." Below this, it says "Fields with a red asterisk (*) are required." There are two security question sections. Each section has a dropdown menu for "Security Question 1" and "Security Question 2", both currently set to "--Select a Question--". Below each dropdown is a text input field for the answer, both marked with a red asterisk. At the bottom right of the form is an "OK" button. The footer contains copyright information: "©2012 Boy Scouts of America All Rights Reserved" and a list of links: "Join | Follow | Jobs | Media | Privacy Policy | Terms of Use | Site Map".

After answering the security questions, you will be taken to a confirmation screen. Check the e-mail address that you used for an activation e-mail, and click the link enclosed in the e-mail to set a password for your account.



The screenshot shows the Boy Scouts of America registration page. At the top left is the BSA logo and the text "BOY SCOUTS OF AMERICA". Below the logo is a link for "Español". The main heading is "Registration". A message states: "Thank you for creating an account on MyScouting. To complete account activation, click the link in the e-mail response you will receive shortly. If you do not receive the e-mail, check your 'junk' e-mail folder or any alternate inbox to which your Internet provider directs 'spam' e-mail. This is only a precaution in case your e-mail from MyScouting Administrator with your MyScouting Registration Confirmation is misdirected." Below the message is a "Continue" button. The footer contains copyright information: "©2012 Boy Scouts of America All Rights Reserved" and a list of links: "Join | Follow | Jobs | Media | Privacy Policy | Terms of Use | Site Map".

Procedure for Enrolling into MyScouting.org

Enter in your desired password and select *Next* when finished. Be sure to take note of the Password Restrictions when creating your password.



The screenshot shows the "Password Create" page on the Boy Scouts of America website. At the top left is the Boy Scouts of America logo and the text "BOY SCOUTS OF AMERICA®". Below the logo is a link for "Español". The main heading is "Password Create". A note states: "Fields with a red asterisk(*) are required." The form includes a "User Name" field with the value "mqualls1". There are two password fields: "New Password:" and "Confirm New Password:", both with red asterisks. A "Create Password" button is located below the password fields. To the right of the password fields is a yellow box titled "Password Restrictions" with the following text: "Must be 8-12 characters in length", "Must include at least 1 numeric character (0-9)", "Must include at least 1 alpha character (A-Z)", "Can contain both uppercase and lowercase characters", and "Can contain the following special characters (!, @, #, \$, %, ^, *)". At the bottom of the page, there is a footer with the text "©2012 Boy Scouts of America All Rights Reserved" and a navigation menu with links for "Join", "Follow", "Jobs", "Media", "Privacy Policy", "Terms of Use", and "Site Map".

You will now be registered with MyScouting and will be able to log-in with the credentials that you created.